





ELEMENTS OF SUPPLY

1. **FRAME** and holding structure in stainless steel AISI 304 on n.3 wheels, composed of:
 - Fixed head on which are placed the entry and exit of the product formed by collectors in AISI 304, butterfly valves AISI 304, vents in AISI 304, with sight glasses on tap in AISI 304
 - No. 2 Takes samples,
 - No. 2 pressure gauges \varnothing 63 for ΔP
 - Mobile head on which are placed two vents in AISI 304
 - Fixed bridge composed of steel beam suitably shaped for anchoring of the side members coated in AISI 304
 - No. 2 longitudinal tubular steel tubing covered with AISI 304.
 - No 2 rods in AISI 304 for the support of the sheet
2. **CLOSING GROUP** – Closing group completely in AISI 304 with manual rotation screw by means of three spokes
3. **SERIES OF PLATES**- material food PP with n°4 eyelets (n°2 in and n° 2 out), and gasket in silicone, they are steam sterilisable

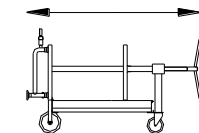


4. **DRIP TRAY** - Large capacity made of stainless steel with bottom outlet and fixed under the plate pack.

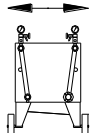
5. Double Filtration Chamber - Makes it possible to do dual filtration in the same press



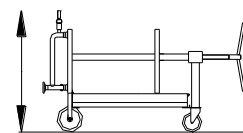
Dimensions:



mm 1200



mm 660



mm 950

TECHNICAL DATA:

Flow rate	2.000 lt/h **
Fittings	DN 32
Filtering surface	3 m²

**The flow rate is indicative, because it depends:

- type of sheet using
- temperature of product
- turbidity

*The data are not binding. The company reserves the right to make changes without notice.